







April Book Ideas

Refer to the [TeachingBooks Literary Calendar](#) for curricular connections and birthday and holiday celebrations.


Grades	Title	Themes	Possibilities or Choose Your Own
PreK-2	 <p>Duck! Rabbit! by Amy Krauss Rosenthal and Tom Lichtenheld</p>	Picture Book Humor Animals	<ul style="list-style-type: none"> • Show children the cover of <i>Duck! Rabbit!</i> Ask: What do you see? Introduce the title, author, and illustrator. • Play the complete book reading from Chronicle. Ask your listeners to vote: duck or rabbit? • Use the lesson plan from WCCPBA to make duck and rabbit masks and act out the story using the script on pages 39-88 of the lesson plan. • See pages 25-38 of the lesson plan for additional activities.
	 <p>Hop Little Bunnies by Martha Mumford and Laura Hughes</p>	Picture Book Poetry Animas	<ul style="list-style-type: none"> • Introduce <i>Hop Little Bunnies</i> using the activity pack from Bloomsbury. Ask your listeners to help you find the bunnies on page 5. • Play the complete book reading after lunch or for the perfect naptime selection. • After listening, or as they wake, color the picture in the activity pack (page 2). • Complete page 4 of the activity pack, then write a new story with the characters.
1-5	 <p>Waiting for the Biblioburro by Monica Brown and John Parra</p>	Realistic Fiction Latino Books/Libraries	<ul style="list-style-type: none"> • Introduce the author using the Audio Name Pronunciation. Use a map to show students the location of Peru. Play the Audio Name Pronunciation of the illustrator. What does his name mean? • Plan your storytime using the publisher's lesson plan. • Show children the cover of the book and read it aloud. Or use the complete book reading from Brightly. • Show students that the book won several Latino awards. How many award-winning Latino books have they read?

April Lesson Ideas

Literary highlights and extensions for the month of April

Grades	Title	Themes	Possibilities or Choose Your Own
1-5	 <p><i>Won Ton</i> by Lee Wardlaw and Eugene Yelchin</p>	Poetry Haiku Cats	<ul style="list-style-type: none"> Read the teacher's guide by Lee Wardlaw to discover the inspiration behind <i>Won Ton</i>. Listen to the book reading. Ask students what they imagine is happening in the story. Then, show the Google Preview while listening to the same audio excerpt. Ask: How do the illustrations change what you were thinking? If you have the book, continue reading. If not, use the teacher's guide for follow up activities, such as writing haiku with older students. For younger students, try using the science chart on page 7 to gather observations they can use in writing poetry. Visit Lee Wardlaw's website for more ideas.
4-8	 <p><i>Love that Dog</i> by Sharon Creech</p>	Realistic Fiction Novel in Verse Writing	<ul style="list-style-type: none"> Play the Meet-the-Author Movie of <i>Love that Dog</i> as a Reader's Theater performance. Read from the beginning of the book or use the Google Preview or book reading. Use the teacher's guide 2 from HarperCollins for ideas about using Creech's books in your literature circles. Utilize the Teaching Poetry section of the discussion guide (page 4) from HarperCollins for tips to find the fun in reading and writing poetry.
	 <p><i>Starfish</i> by Lisa Fipps</p>	Realistic Fiction Novel in Verse Social Emotional Learning	<ul style="list-style-type: none"> Read the blog post from the TeachingBooks Virtual Tour. Play the audiobook excerpt and talk about unspoken rules. Use the Teacher's Guide for more discussion ideas. After students listen to the Meet-the-Author Recording, allow them to write about what they heard. Use the Google Preview so that all students can re-experience the reading. Use the share tool to give students the interview with Lisa Fipps at From the Mixed-Up Files. What more can they learn about the author?

April Author Study Ideas

<p>Lee Bennett Hopkins: Author Study</p> 	<p>PreK-2</p>	<ul style="list-style-type: none"> • Introduce your listeners to Lee Bennett Hopkins by playing the Meet-the-Author Recording of <i>Good Books, Good Times</i>. After listening, view the illustration pop up and read the poem aloud together. • You can also share the complete video reading of the poem. • Encourage students to write their own poems about things that are “good.” • Make a class poetry book of their work.
	<p>1-5</p>	<ul style="list-style-type: none"> • Play Hopkins’ Audio Name Pronunciation. Ask students if they know their own name origin story. • Show the cover of <i>World Make Way</i>. Tell readers that you’re going on a virtual field trip. Use the teaching ideas from Classroom Bookshelf to visit the Metropolitan Museum of Art. Explore #metkids. • Play the Meet-the-Author Recording for <i>World Make Way</i>. • Encourage your students to find a work of art and write about how it speaks to them.
	<p>4-8</p>	<ul style="list-style-type: none"> • Use the <i>Amazing Faces</i> classroom guide from Lee & Low for ideas about how to include questioning in your lesson. • Introduce the author by sharing Hopkins’ Meet-the-Author Recording. Be sure to show the accompanying illustration. Obtain a copy of the collection and read a selection of the poems. • Explore the dozens of poetry books written and curated by Lee Bennett Hopkins. Demonstrate to readers how to use the filters to narrow book choices for Hopkins’ titles. • Invite students to choose a book to read on their own. Show them how to find poetry titles in your library or classroom collection.